




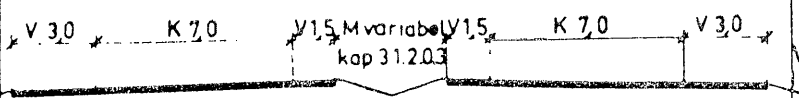


Figur 1. Typsektioner.

BETECKNING		UTFORMNING	BREDD (m)
TYP- SEK- TION	NORMAL- SEK- TION		
3,5	K 3,50		3,5
6 V 0,25	K 6,00 · 2 V 0,25		6,5
7 V 0,5	K 7,00 · 2 V 0,50		8,0
7 V 1	K 7,00 · 2 V 1,00		9,0
7 V 3	K 7,00 · 2 V 3,00		13,0
MV	VAG MED DUBBLA KORBANOR		Variabel
		V = VÄGREN      K = KORBANA      M = MITTREMSA	

<sup>1)</sup> Gäller även motortrafikled (ML) och „halv motorväg“ (MV/2).