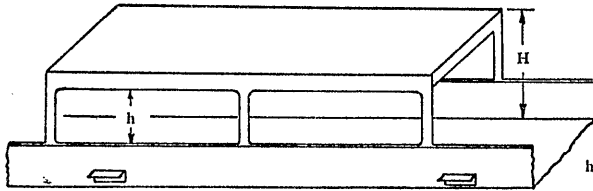


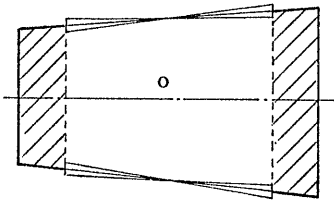
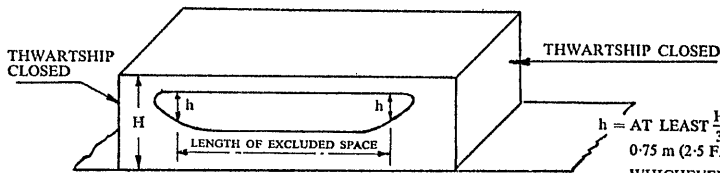
Reg. 2(5)(b)



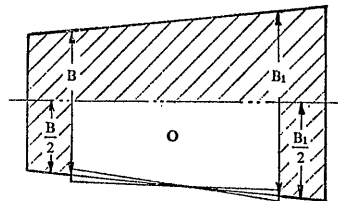
$h = \text{AT LEAST } \frac{H}{3} \text{ OR } 0.75 \text{ m (2.5 FEET) WHICHEVER IS THE GREATER}$

Fig. 7

Reg. 2(5)(c)



OPPOSITE SIDE OPENINGS



OPENING ON ONE SIDE ONLY

Fig. 8

Reg. 2(5)(d)

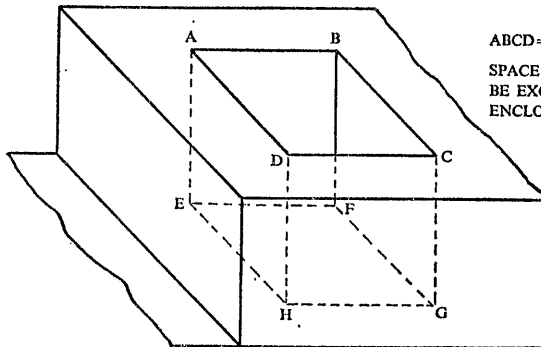


Fig. 9